

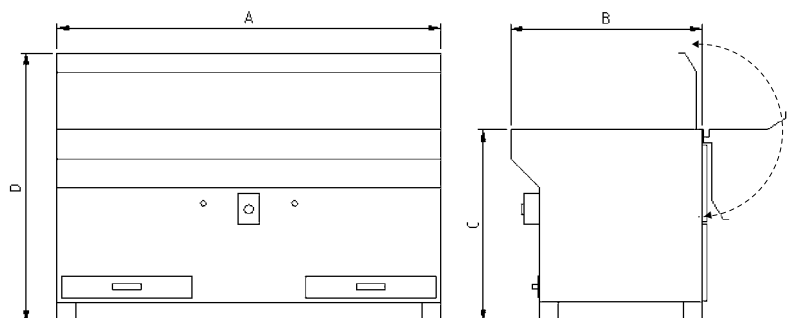


The ST range of self-contained sanding benches are made from galvanised sheet and are used for extracting and eliminating dusts produced by manual sanding and/or with portable tools.

These benches are equipped with a system using compressed-air jets to clean the pockets, thus ensuring constant high efficiency.

The dusty air containing residuals of sanding dusts are sucked through the perforated top and then filtered through the primary filter pocket filter elements and discharged at the back through secondary filtering panels.

The dust is collected in two drawers.



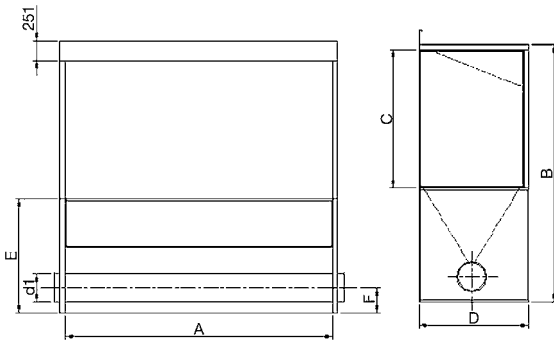
Specification						
Model	A mm	B mm	C mm	D mm	Motor kW	Weight Kg
ST/20	2000	1000	900	1300	1.1	195
ST/25	2500	1000	900	1300	1.1	210

Due to the continued improvement of our products, specifications may vary from those provided in this leaflet. We reserve the right to alter specifications and dimensions without prior notice. Any non standard sizes manufactured to specific requirements. All dimensions quoted are approximate.



The effective solution for controlling airborne dust


Fercell's compact range of down draught suction tables are manufactured from heavy gauge formed galvanised sheet steel. The table top is constructed from perforated steel, formed into a corrugated profile. Sturdy hinged doors at both sides of the cabinet can be fully opened to allow operations to be carried out on long workpieces. Interchangeable suction duct connection points are located at both ends of the table, allowing for either left or right hand connection to the ducting system.



Specification									
Model	A mm	B mm	C mm	D mm	E mm	F mm	d1 mm	Recommended Air Volume @ 0.5 m/s	Weight Kg
CB110/P	1100	2038	1100	880	900	200	180	1780 m ³ /h	150
CB165/P	1650	2038	1100	880	900	200	200	2590 m ³ /h	190
CB220/P	2200	2038	1100	880	900	200	225	3565 m ³ /h	240
CB275/P	2750	2038	1100	880	900	200	250	4455 m ³ /h	308
CB330/P	3300	2038	1100	880	900	200	250	5346 m ³ /h	320

Special applications

A wide and comprehensive range of special application Suction Tables, Booths and Rooms available. Designed and built to customers requirements



Self-Contained Sanding Room
6600mm x 5500mm x 2200mm in height



Lamina Flow suction unit, used in the extraction of GRP dust on small component parts

Due to the continued improvement of our products, specifications may vary from those provided in this leaflet. We reserve the right to alter specifications and dimensions without prior notice. Any non standard sizes manufactured to specific requirements. All dimensions quoted are approximate.

