

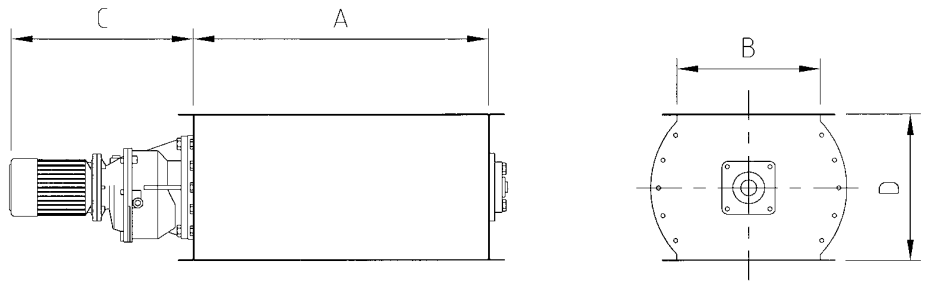
Bulk Handling Rotary Valves

The rotary valve type S has 6 rotor blades with hard-wearing rubber vanes, which are bolted to the rotor.

The rotor is separated from the rotor housing by rubber packings and the shaft is suspended by a bearing and directly coupled to the geared motor.

Only the 200S is supplied with a safety coupling between the rotor and the geared motor.

The rotor is manufactured from 3mm sheet steel and treated with a primer finish.



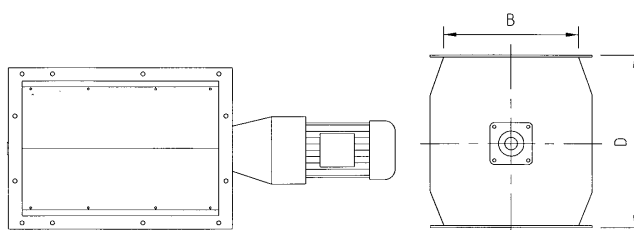
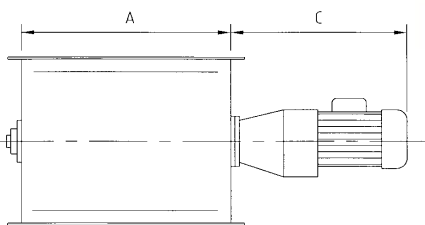
Specification								
Model	A mm	B mm	C mm	D mm	Weight Kg	Motor Output kW	RPM	Output @ 50% Degree of Filling (m ³ /h)
25S	250	220	350	300	45	0.37	20	10
50S	500	220	415	300	65	0.37	20	20
75S	750	220	415	300	80	0.37	20	32
100S	1000	220	415	300	90	0.55	20	42
150S	1500	220	415	300	120	0.55	20	63
200S	2000	220	580	300	150	0.55	20	83

Rotary Valves, Type BS

The rotary valve type BS has 8 rotor blades with hard-wearing rubber vanes, which are bolted to the rotor.

The rotor is separated from the rotor housing by rubber packings, and the shaft is suspended by a bearing and directly coupled to the geared motor.

The rotor is manufactured from 3mm sheet steel and treated with a primer finish.



Specification								
Model	A mm	B mm	C mm	D mm	Weight Kg	Motor Output kW	RPM	Output @ 50% Degree of Filling (m ³ /h)
B 500S	500	500	525	600	140	0.75	16	60
B 750S	750	500	525	600	185	0.75	16	90
B 1000S	1000	500	610	600	260	1	16	120

Due to the continued improvement of our products, specifications may vary from those provided in this leaflet. We reserve the right to alter specifications and dimensions without prior notice. Any non standard sizes manufactured to specific requirements. All dimensions quoted are approximate.